

LEAF MODULAR



DESIGNING OPTIONS | FURNISHING ANSWERS

arcadia

LEAF | LOBBY & RECEPTION AREA



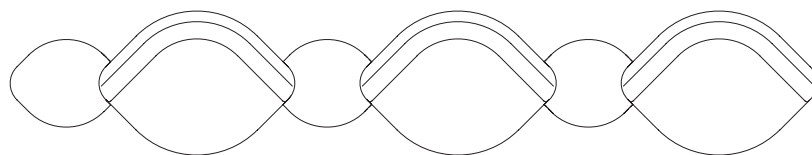
Inspired by the shape behind its name, Leaf Modular flourishes into a natural seating presence for environments of all kinds. The leaf-like design allows for comfortable, flexible, any-direction seating, while the chair back intentionally doubles as an armrest, ensuring further relaxation. Leaf lounge chairs, benches and tables exist beautifully alone or as an ensemble to provide elegant functionality and pave the way for creating exceptional arrangements of organic proportions.



> LOUNGE #3700
> METALLIC CHAMPAGNE LEGS



> OCCASIONAL TABLE #3760
> METALLIC CHAMPAGNE LEGS



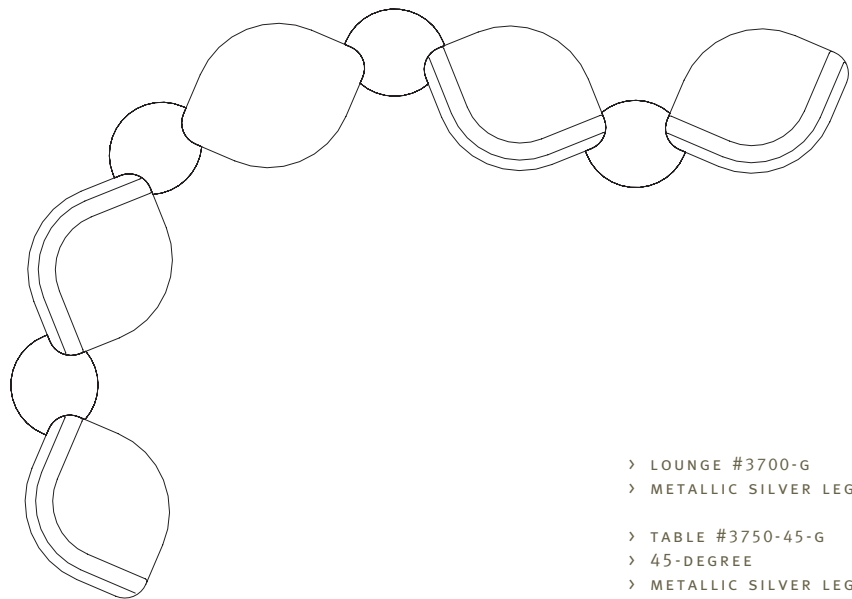
- > END TABLE #3755-G-CO
- > CORIAN TOP
- > GRAPHITE LEGS

- > LOUNGE #3700-G
- > GRAPHITE LEGS

- > TABLE #3750-G-CO
- > IN-LINE STRAIGHT
- > CORIAN TOP
- > GRAPHITE LEGS

LEAF | OPEN & MULTI-USE SPACES





- > LOUNGE #3700-G
- > METALLIC SILVER LEGS
- > TABLE #3750-45-G
- > 45-DEGREE
- > METALLIC SILVER LEGS
- > BENCH #3705-G
- > FULL SIZE STRAIGHT
- > METALLIC SILVER LEGS

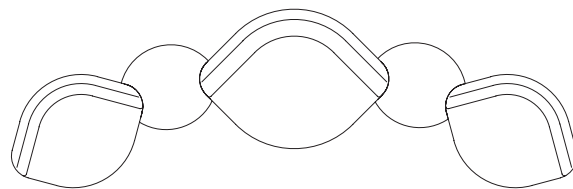


Endlessly versatile and highly prolific, Leaf simply blossoms with possibilities. Multiple bench seating options, as well as a scaled-down children's version, offer the opportunity to create configurations in all sizes, while at the same time being interchangeable and reconfigurable. Accompanied by options aplenty, including five table shapes in wood, laminate or Corian®, and leg finishes in both metal and wood, Leaf becomes the essential collection for all seasons.

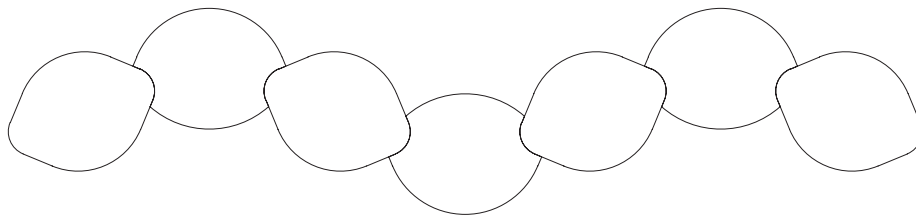
- > LEAFLETTE LOUNGE #3770-G
- > POLISHED ALUMINUM LEGS

- > TABLE #3750-30-G
- > 30-DEGREE
- > POLISHED ALUMINUM LEGS

- > LOUNGE #3700-G
- > POLISHED ALUMINUM LEGS



LEAF | ALCOVES, NICHE & HALLWAYS



- > BENCH #3710-G
- > MID-SIZE STRAIGHT
- > WOOD LEGS

- > BENCH #3745-G
- > MID-SIZE 45-DEGREE
- > WOOD LEGS



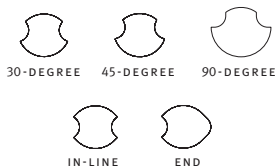
PRODUCT SPECIFICATIONS

Lounge chair features leaf-inspired shape to enable seated comfort in any position. Accommodates up to 750 lbs. to satisfy bariatric requirements and is available with 360-degree rotating tablet for multi-functional purposes. Full and mid-size benches offered in a variety of sizes and can be specified individually or together with lounge chairs and connecting tables.

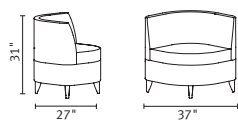
Connecting tables available in five sizes to create straight or curvilinear arrangements. Offered in Maple, Walnut or White Oak veneer as well as laminate and Corian® selections. All standard and custom finishes available. Corian® offered in eight standard colors. Tables join together with all lounge and bench models as well as their child-size counterparts.

All models feature four wood or metal legs as standard. Metal legs available in Polished Aluminum as well as Metallic Silver, Metallic Champagne and Graphite powdercoat finishes. For more permanent connections, a ganging leg option is offered. Stand-alone occasional table as well as coordinating Leaflette children's collection available.

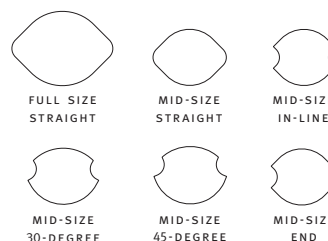
TABLES



LOUNGE



BENCHES



DESIGNED BY DAVID DAHL



P 714.562.8200 | 800.585.5957 F 714.562.8202
 5692 FRESCA DRIVE, LA PALMA, CA 90623
 WWW.ARCADIACONTRACT.COM